

# SOKKIA

# LP415

## Leveling Laser

### *A Compact and Rugged Self-leveling Laser Offering Superior Reliability at an Affordable Cost.*

#### **300-meter Working Range**

- The LP415 provides a 300m (1,000 ft.) working range in diameter, more than enough for most construction and interior/exterior work.

#### **Highly-reliable, High-speed Self-leveling**

- Horizontal accuracy of 15 arc seconds.
- Simply press the button and the LP415 quickly levels itself and start rotating.

#### **Visible Red Laser**

- A flashing red light in the laser-emission window makes laser projection clearly noticeable even at a distance.

#### **Compact, Lightweight, Yet Rugged**

- The lightweight 2 kg (4.4 lb.) body conforms to the IP56 specification for superior dust- and water-resistance to withstand demanding construction environments.

#### **H.I.Alert for Reliability**

- The laser beam will shut off as soon as the instrument is tilted or jarred to prevent false readings.



# LP415

Leveling Laser

## LR200 Advanced Detector



Easy-to-handle Detector Provides Outstanding Functionality and Versatility.

### High Accuracy

- Detection sensitivity can be selected from  $\pm 0.5\text{mm}$  and  $\pm 2\text{mm}$ .

### Triple Guides: LCD, LED and Buzzer

- The LR200 is equipped with LCD screens on both sides.
- 9 levels of grade display and out-of-range information.
- 3-color LEDs make it easy to locate the laser beam even at a distance.

### Double Level Vials

- Level vials are built into both the LR200 detector and the LPC5 rod clamp to enhance leveling accuracy.



### Rugged and Compact Body

- Conforming to the IP66 specification, the LR200 shuts out powder-type dust and offers protection against sudden rain showers.
- The lightweight 190g (6.7 oz.) body fits nicely in your palm.

	$\pm 0.5\text{mm}$
	$\pm 2\text{mm}$
Green LED Lights	
	$\pm 5\text{mm}$ 2 LEDs flash alternately
	$\pm 10\text{mm}$ LED flashes rapidly
	$\pm 15\text{mm}$ LED flashes
	More than $\pm 15\text{mm}$ LED flashes slowly
	Out of the range LED flashes rapidly

### LP415 Specifications

Horizontal accuracy	15 arc seconds (2.2mm/30m, 7.3mm/100m) (0.09 in./100 ft., 0.29 in./300 ft.)
Self-leveling range	$\pm 3^\circ$
Typical measuring range*	Diameter: 300m (1,000 ft.) Radius: 150m (500 ft.)
Beam diameter	7mm dia. (0.28 in.) (at projection point)
Rotation speed	600rpm
Light source	Laser diode, 650nm wavelength (visible)
Beam output	0.8mW or less
Laser class	Class 2 (IEC/CDRH)
H.I.Alert	Provided
Warning display	Out of self-leveling range Low battery
Dust and water protection	IP56 (IEC 60529:2001)
Operating temperature	$-20\sim+50^\circ\text{C}$ (-4 to $+122^\circ\text{F}$ )
Size	W192.5 x D167 x H189 mm (W7.6 x D6.6 x H7.5 in.)
Weight (w/batteries)	Approx. 2kg (4.4 lb.)
Power supply	R14 (C) batteries x 4
Continuous use	Approx. 60 hours (w/alkaline batteries, at $25^\circ\text{C}$ ( $77^\circ\text{F}$ ))

\* Actual measuring range depends on local environmental conditions.

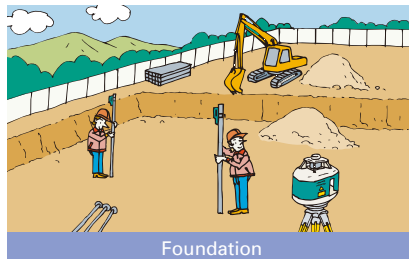
### LR200 Specifications

Detection sensitivity	$\pm 0.5\text{mm}$ ( $\pm 0.02$ in.) or $\pm 2\text{mm}$ ( $\pm 0.08$ in.)
Detection range	50mm (2 in.)
LCD display	9 channels, located on both sides
LED	Orange, Green (center), Red
Buzzer	Loud/Normal/Off
Level vial	Built-in
Dust and water protection	IP66 (IEC 60529:2001)
Operating temperature	$-20\sim+50^\circ\text{C}$ (-4 to $+122^\circ\text{F}$ )
Size	W76 x D26 X H146 mm (3.0 x 1.0 x 5.8 in.)
Weight (w/batteries)	190g (6.7 oz.)
Power supply	R6 (AA) batteries x 2
Continuous use	Approx. 100 hours (w/alkaline batteries, at $20^\circ\text{C}$ ( $68^\circ\text{F}$ ))
Automatic power cut-off	Approx. 30 minutes after operation

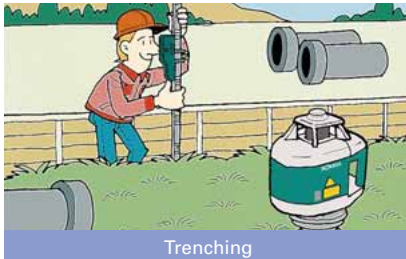
Ideal for a Variety of Applications Including General Construction, Foundation Work, Land Preparation as well as Short-range Interior Work.




Interior



Foundation



Trenching



Large-scale Construction

Product names mentioned in this brochure are trademarks of their respective holders.  
Product colors in this brochure may vary slightly from those of actual products owing to limitations of the printing process.  
Designs and specifications are subject to change without notice.

[www.sokkia.co.jp](http://www.sokkia.co.jp)

SALES DEPARTMENT  
75-1, HASUNUMA-CHO, ITABASHI-KU, TOKYO, 174-8580 JAPAN  
PHONE +81-3-3558-2936 FAX +81-3-5970-2386